

## VERSION 2: ONLY ONE PERSON PLAYING

This version is ideal if one player is in a lazy mood and desires to be pleased for a longer time. The player who will be doing the pleasuring is to cover their partner's eyes. Next, the active player draws cards, reads them and then performs all the actions indicated — until the cards in the **CH** deck run out. Then you can swap roles.

### WHEN DOES THE GAME END?

The game can be completed in two ways:

- When the cards from the WHERE? deck **YES** run out (10 rounds).
- Any time the two of you wish to stop.

**NOTE!** If one of the card decks runs out — say, the **!** (TOY) deck — you can shuffle this deck so it can be used still. If however all the **CH** (WHERE) cards run out, we suggest you should shuffle all the remaining decks to start the game all over again.

### CONTACT

If you have any questions or anything you want to tell us, please contact:

office@starhousegames.com  
starhousegames.com  
love.starhousegames.com



## CHECK OUR OTHER GAMES!

Arcana of Love® is a series of exclusive games for couples, featuring easy to follow rules and imaginative challenges to help you overcome shyness, enhance intimate experiences and spice up your relationships. Our games are beautifully designed, each card featuring sensual art photography and intriguing aphorisms sure to get your imaginations going.



[ARCANAOFLOVE.COM](http://ARCANAOFLOVE.COM)

# OH YES!



## GAME RULES









[LOVE.STARHOUSEGAMES.COM](http://LOVE.STARHOUSEGAMES.COM)  
[STARHOUSEGAMES.COM](http://STARHOUSEGAMES.COM)

## INTRODUCTION

*OH YES!* is a game designed to help couples achieve sensual delight by playing out romantic scenarios using randomly selected cards.

## PREPARING TO PLAY

1. You can begin playing either dressed or naked.
2. All cards should be cut into 4 decks, based on the designs on the back (reverse) of each card. Decks cut in this way create four sets, of which cards will be selected in order to create combinations of caresses to be carried out:
  - **The „HOW?“ deck** (symbol: ) indicates which sensual position the person being caressed is to get into.
  - **The „WHICH?“ deck** (symbol: ) identifies the area of the body or gadget to be used in pleasuring your partner.
  - **The „WHERE?“ deck** (symbol: ) indicates the areas of your partner's body to be caressed.
  - **The „TOY!“ deck** (symbol: ) indicates the additional accessories which can be used.
3. You will need something to cover the eyes (e.g. headband) and massage oil (to be used liberally while caressing).
4. Look through the WHICH (symbol: ) and TOY (symbol: ) decks and check whether all the cards suit your preferences and whether you have the necessary accessories. Note: You do not need all the accessories listed, only one may be enough. You can remove any number of cards from those decks to use in a future game.

5. Now place all four decks facedown, as shown in the image below, so that the backs read:





6. Shuffle each deck separately.
7. Now decide whether you wish to take turns playing, or whether only one of you will pleasure the other during play.



## GAME RULES

*You can play OH YES! by taking turns alternately or by allowing one person to pleasure the other.*



## VERSION 1: TAKING TURNS AT PLAY

One person should draw cards to create a script to follow, to then be followed by their partner. The first person then begins playing from the start, followed by their partner, and so on.

## HOW DOES THIS WORK?

1. The person whose turn it is uncovers the top card from the „HOW?“ deck (symbol: ) telling and/or showing their partner what position they should get into.
2. Next, reveal the top card from the  (WHICH?) deck, reading and/or showing it to

their partner, and preparing any toys to be used during the love play.

3. Next, reveal the top card from the  deck, reading and/or showing it to your partner. If the second player has the body parts indicated on it covered up — they should uncover these or take off the relevant items of clothing.
4. End by revealing the top card of the  (TOY!) deck, reading it and, if you so wish, cover up your partner's eyes and use the toy indicated or else tell them to use/wear it.
5. Now you can move on to delivering caresses — following the script composed of the cards selected.
6. Once the first person is done carrying out their instructions, the second partner takes the initiative.

